

- 
- 
- 
- 
- 
- 

- 
- 
- 
- 
- 
- 
- 
- 


- 
- 
- 
- 
-








**Top PCB viewed from top**



Bottom

**Bottom PCB viewed from bottom**

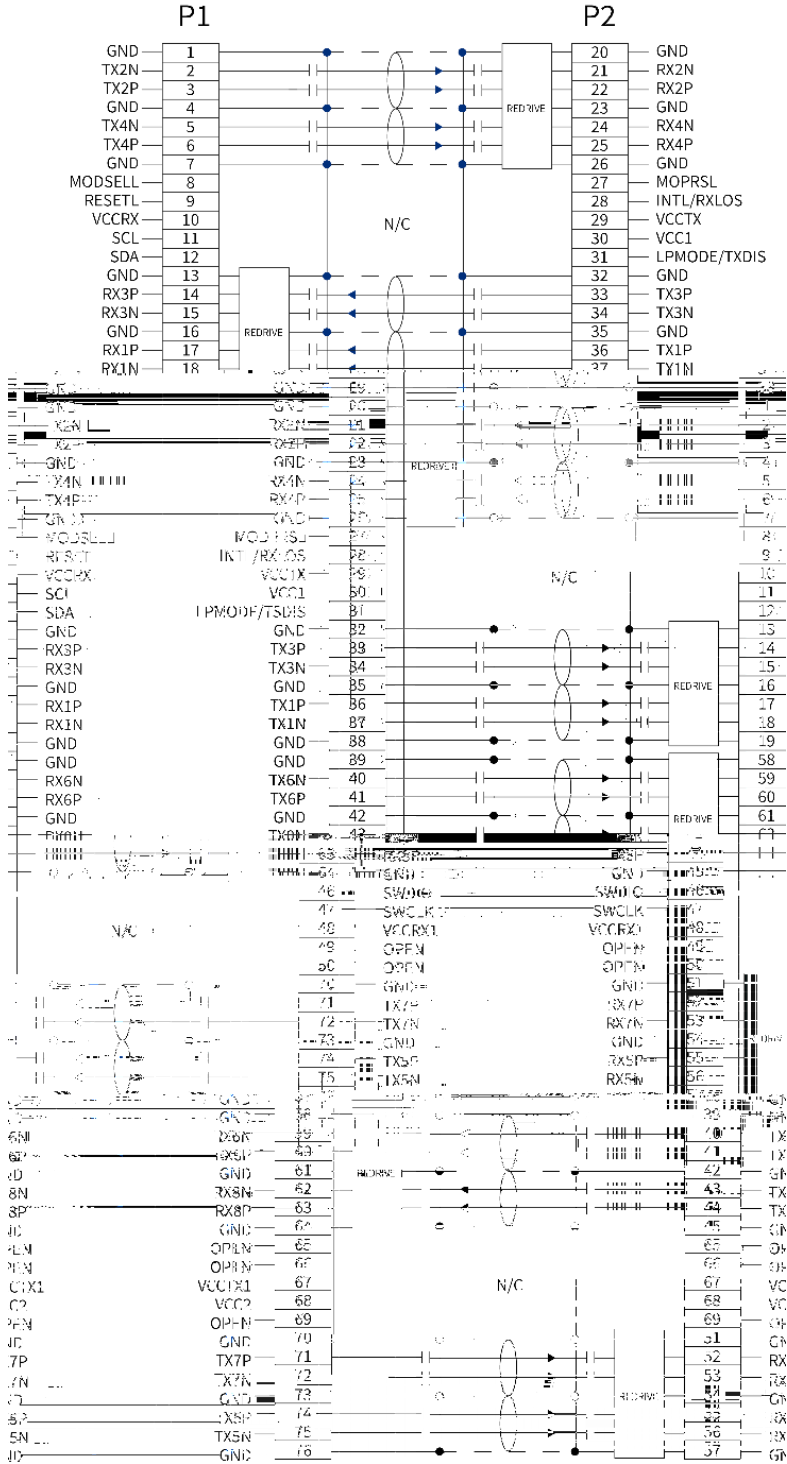


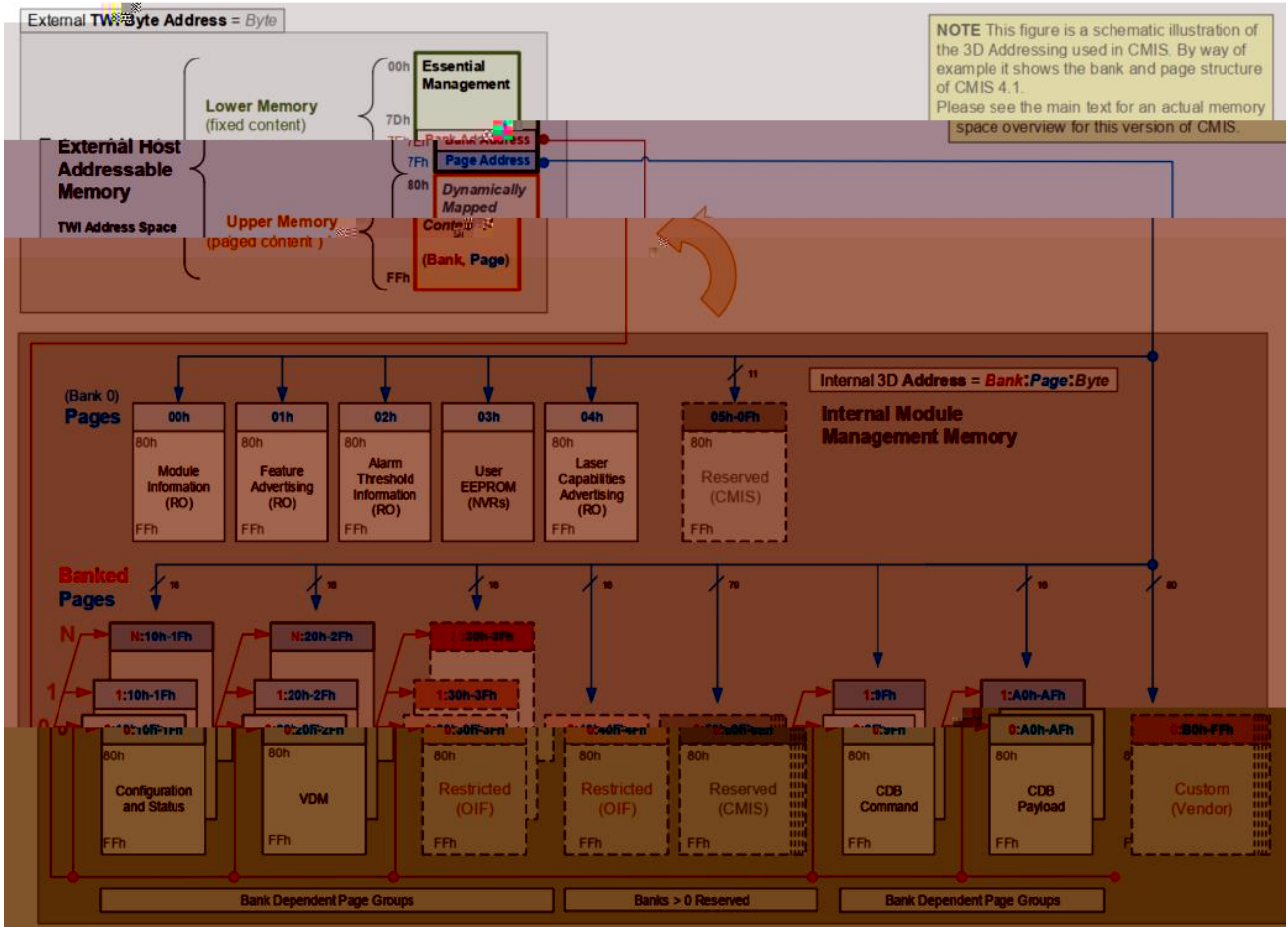






### WIRING TABLE





Bank	Page	Content	Notes
0	00h	Module Information (RO)	
0	01h	Feature Advertising (RO)	
0	02h	Alarm Threshold Information (RO)	
0	03h	User EEPROM (NVRs)	
0	04h	Laser Capabilities Advertising (RO)	
0	05h-0Fh	Reserved (CMIS)	
0	10h-1Fh	Configuration and Status	
0	20h-2Fh	VDM	
0	30h-3Fh	Restricted (OIF)	
0	40h-4Fh	Restricted (OIF)	
0	50h-5Fh	Reserved (CMIS)	
0	60h-6Fh	CDB Command	
0	A0h-AFh	CDB Payload	
0	80h-8Fh	Custom (Vendor)	
> 0		Reserved	






--	--	--	--	--

--	--	--	--	--

--	--	--	--	--

--	--	--	--	--

--	--	--	--	--



Unit:mm

